



Our pharmacy team is easy to access and ready to help!

With our pharmacy app, you can:
Refill prescriptions • Chat with a member of our pharmacy team
Set medication reminders • Manage medications

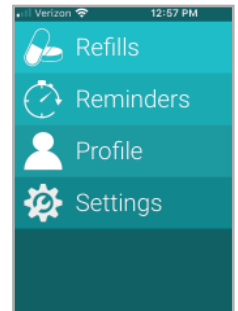
PROFILE REGISTRATION

- Step 1** Download the free RxLocal app  from the Apple or Google Play store or text RxLocal to **64890**
- Step 2** Tap “Register for an account now”
- Step 3** Tap South Carolina and then tap “Myrtle Beach” or “Little River”
- Step 4** Tap the LRMC Pharmacy location that appears on the list
- Step 5** Enter last name, prescription number, and birthday (MM/DD/YYYY) (all three fields must match our prescription records; if you receive an error call or visit a pharmacy location for assistance.)
- Step 6** Create a username and enter your email address
- Step 7** Create a password
- Step 8** Create a 4-6 digit pin number. (You will use this number going forward as a way to log into the RxLocal app)

Main Log In Screen



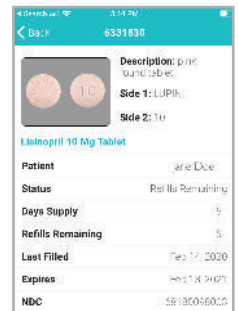
Navigation Menu




ORDERING REFILLS

- Step 1** Once logged into the RxLocal app, select “Refill Medications”
- Step 2** Tap the patient’s name needing refills
- Step 3** Tap one or multiple medications needed to be refilled for the patient selected
- Step 4** A pick-up date and time will be assigned for the patient’s refill order (if this is not acceptable you can message the pharmacy team)
- Step 5** A confirmation message will display the date/time prescription(s) will be ready

Patient Medication Details



MESSAGING THE PHARMACY TEAM

- Step 1** Tap the Pharmacy location under the list of contacts on the main menu screen
- Step 2** Tap the name of the patient that you would like to message the pharmacy about
- Step 3** Type your message in the message dialogue box and tap 
- Step 4** Wait for a response from your Pharmacy team
*Pictures can be sent if the function is enabled.

Pharmacy Messaging Dialogue Screen

